

# Bench And Floor Counting Scales



Adam counting scales provide the right combination: they're easy to use and durable.

Adam's family of counting scales offers everything you need to make counting quick and easy. All our counting scales are based on the same familiar operating system, which means that once you master one scale, it's easy to use any of the scales in the counting family. This eliminates the need to learn how to operate other products in the group as your company grows.

From bench to floor scale applications or small to large parts, Adam has a counting scale that meets your needs. Using a simple-to-operate keypad and three displays, these counting scales offer the right features needed for various counting applications. CBC scales offer reliable counting on a bench; CBD gives the flexibility to add a remote base to expand the operation; GBC lets you mount the display on the included pillar or use on the bench or floor; and the GFC provides a large platform for counting larger parts.

With near 40 years of experience producing industrial scales and balances, Adam supports its customers with top-rate service to achieve the best possible customer satisfaction. Adam Equipment offers the perfect balance of dependability and performance with every product we manufacture.



**AE ADAM**<sup>®</sup>  
PERFECT BALANCE  
Speed, Performance, Value

## Highlights:

Simple to use, these counting scales all share a familiar keypad with color-coded keys for quick recognition of key groupings.

The large backlit display clearly shows weight, count and unit weight simultaneously, so you always know the total weight and how many parts are in a container. This lets the users monitor the total weight and helps reduce overloads, allowing better quality control.

Built-in bi-directional RS-232 communications port lets you transmit data to printers and computers for increased productivity.

All the counting scales feature a 1:400,000 internal counting resolution, which means more accurate counting, and the automatic sample update adjusts to give greater count accuracy.

## General Features

- Full-range tare lets you tare throughout the weighing range
- Solid stainless steel pan can withstand industrial applications and makes clean-up easy
- Bi-directional RS-232 output for connection to computers and printers comes standard on every model
- Easily accessible rechargeable battery means these units can be used anywhere, even in industrial warehouses where power is not readily available, and auto power-off saves battery life
- Preset counting with alarm to prevent overloads
- Bright, backlit LCD display shows unit weight, total weight and number of pieces
- Automatic accumulation is available for adding totals for every weight reading
- Adjustable feet let you level your scale for optimal performance and accurate readings

## GBC and GFC Special Features

- Adjustable pillar-mounted ABS plastic indicators can be rotated and angled for ideal viewing position, making these great choices for industrial floor counting scales
- Large stainless steel platform is splash-proof and easy to clean in case of accidental spills

## CBD Special Features

- Up to 100 PLUs with description, unit weight and tare weight can be stored in memory
- Remote scale port included as standard for connection to a second scale

## Applications

- Weighing
- Parts counting
- Weight accumulation
- Check counting
- Count Accumulation

## CBC: Bench counting that's as easy to count as 1-2-3

The CBC series offers intelligent functions that are practical for any counting procedure. The intuitive software is user-friendly, can keep track of your count and automatically optimise the unit weight for greater accuracy.

Lightweight and portable with a rechargeable battery means that you can count anywhere.



## *CBD: Dual channel operation makes light work out of complex counting applications*

# CBD



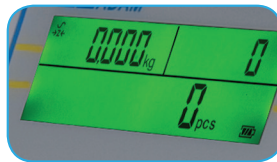

The CBD is a truly powerful counting scale that is fully capable of powering a remote base with up to four loadcells. Use the local scale to more accurately weigh the sample, then connect to the remote to weigh bulk items.

You can show the results on the vivid backlit display. For added speed, 100 built-in PLUs with text storage enable quick recall of the more frequently counted parts. The CBD gives you the features and flexibility you need so you can count a large range of parts.

## *GBC: Solid construction, simple operation and smart features add up to a robust counting solution*

Whether counting nuts and bolts or bigger parts, the GBC lets you efficiently manage stock quantities and control costs for a greater return on your investment. A large backlit display clearly shows pieces, total weight and unit weight on one screen.

Mount the indicator on the included pillar, on the bench or attach to a wall with the optional wall-mount bracket. The GBC lets you use the scale on the floor or the bench.



# GBC

## *GFC: Floor counting at its best*



The large, grade 304 stainless steel platform provides ample space to count right on the spot. The GFC is a fully featured counting scale with a full keypad for unit weight and sample entry.

The bright, backlit display shows unit weight, total weight and number of pieces, making counting a breeze. With features that make counting quick and easy, the GFC offers check counting for tallying to a predefined weight or count.

The RS-232 interface makes recording the results effortless with connection to printers and computers.

# GFC

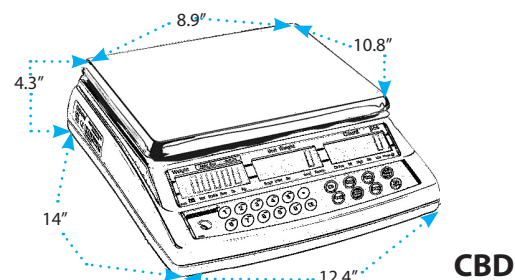
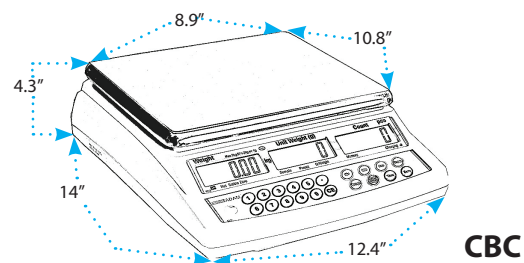
## Technical Specifications

Model	CBC 8a	CBC 16a	CBC 35a	CBC 70a	CBC 100a
Capacity	8lb/4000g	16lb/8000g	35lb/16kg	70lb/32kg	100lb/48kg
Readability	0.0002lb/0.1g	0.0005lb/0.2g	0.001lb/0.5g	0.002lb/1g	0.005lb/2g
Repeatability (S.D.)	0.0002lb/0.1g	0.0005lb/0.2g	0.001lb/0.5g	0.002lb/1g	0.005lb/2g
Linearity (+/-)	0.0004lb/0.2g	0.001lb/0.4g	0.002lb/1g	0.004lb/2g	0.01lb/4g
Pan Size	8.9" x 10.8" / 225 x 275mm				
Overall Dimensions	12.4" x 14" x 4.3" (w x d x h) / 315 x 355 x 110mm				
Net Weight	9.7lb / 4.4kg				

Model	CBD 8a	CBD 16a	CBD 35a	CBD 70a	CBD 100a
Capacity	8lb/4000g	16lb/8000g	35lb/16kg	70lb/32kg	100lb/48kg
Readability	0.0002lb/0.1g	0.0005lb/0.2g	0.001lb/0.5g	0.002lb/1g	0.005lb/2g
Repeatability (S.D.)	0.0002lb/0.1g	0.0005lb/0.2g	0.001lb/0.5g	0.002lb/1g	0.005lb/2g
Linearity (+/-)	0.0004lb/0.2g	0.001lb/0.4g	0.002lb/1g	0.004lb/2g	0.01lb/4g
Pan Size	8.9" x 10.8" / 225 x 275mm				
Overall Dimensions	12.4" x 14" x 4.3" (w x d x h) / 315 x 355 x 110mm				
Net Weight	9.7lb / 4.4kg				

Model	GBC 35a	GBC 70a	GBC 130a
Capacity	35lb/16kg	70lb/32kg	130lb/60kg
Readability	0.001lb/0.5g	0.002lb/1g	0.005lb/2g
Repeatability (S.D.)	0.001lb/0.5g	0.002lb/1g	0.005lb/2g
Linearity (+/-)	0.002lb/1g	0.004lb/2g	0.01lb/4g
Pan Size	11.8" x 15.7" / 300 x 400mm		
Overall Dimensions	11.8" x 20.5" x 26" (w x d x h) / 300 x 520 x 680mm		
Net Weight	16.8lb / 7.6kg		

Model	GFC 165a	GFC 330a	GFC 660a
Capacity	165lb/75kg	330lb/150kg	660lb/300kg
Readability	0.01lb/5g	0.02lb/10g	0.05lb/20g
Repeatability (S.D.)	0.01lb/5g	0.02lb/10g	0.05lb/20g
Linearity (+/-)	0.02lb/10g	0.04lb / 20g	0.1lb / 40g
Pan Size	15.7" x 19.7" / 400 x 500mm		
Overall Dimensions	33.9" x 15.7" x 24.4" (w x d x h) / 860 x 400 x 620mm		
Net Weight	27.6lb / 12.4kg	27.5lb / 12.4kg	27.5lb / 12.4kg



## General Features

Weighing Units	Pounds (lb), Kilograms (kg), Grams (g)
Modes	Weighing, Parts counting, Check counting, Weight accumulation, Count accumulation, Counting, Dual Counting Facility*
Calibration	Automatic external
Interface	Bi-directional RS-232
Display	Backlit LCD digital
Power Supply	AC adapter
Battery	Internal rechargeable battery

\*CBD Bench Counting Scale

